

## Gain fast access to the applications you need most—right from Cisco WebEx Connect.

Access important data from one or more applications and take action on that data using Business Widgets—lightweight applications. Customize your experience by adding widgets designed to extend business productivity in your spaces, included with Cisco WebEx Connect.



### Centralize and manage team member contacts using the Address Book Widget.

Enter and track information about your personal contacts. Add relevant contact details—such as names and phone numbers. Take advantage of the **Note** field to maintain special information you want to remember about a contact.



### Surf the web without leaving your space using the Browser Widget.

Access websites from within spaces. Change the link, title, or image associated with the link—or give other space members the ability to do so.



### Keep notes, share ideas, and start discussions in the Bulletin Board Widget.

Make sure space members always have the latest information using sticky notes. Make announcements, enhance discussions as you:

- Quickly add new notes to the **Bulletin Board**.
- Sort posted notes.
- Create a discussion topic from a note.
- Edit the note and its format, including note color, font, or font size)



### Save relevant links and share them with your team using the Bookmarks Widget.

Maintain online content in a space as easily as you store documents. Centralize pertinent links for all project-related information within team spaces.

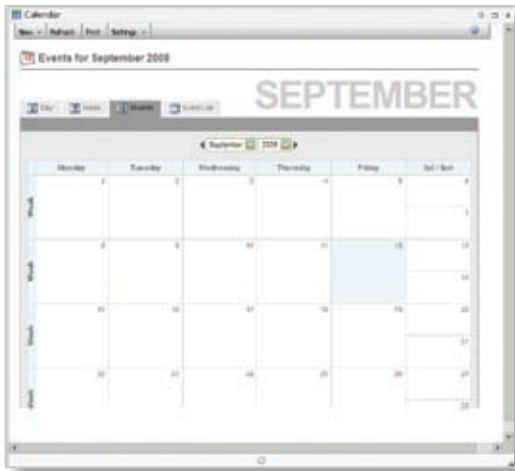
- Provide details about the bookmark you are adding, including a descriptive name and short overview of its content.
- Notify space members when you add or update information about a link.
- Add tags to a bookmark.
- Filter the list of bookmarks by tag.





### Track anything related to your project using the Calendar Widget.

Schedule upcoming meetings, add project milestones, arrange company events—any dates you want to track—from any tab within a space.



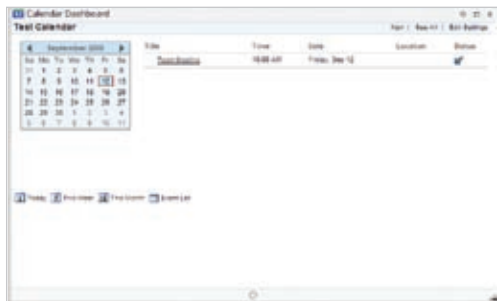
### Use the Getting Started Widget to learn more about WebEx Connect.

Take advantage of expert advice to get the most out of WebEx Connect — whether you're new or just need a quick refresher — in **Getting Started**. Check out the suggestions for collaborating, adding tools, and inviting team members to share information in your spaces.



### Quickly view upcoming events using the Calendar Dashboard Widget.

View a snapshot of events related to your projects — even personal events — in any of your spaces. Easily update settings to change the amount of information you display.



### Manage tools and applications using the Library Management Widget.

Store tools, widgets and applications, and templates you create or acquire in the **WebEx Connect Library**. Apply these templates to new spaces and populate those spaces with appropriate tools and widgets. View details about any widget, application, or template in your personal library or from tools you download from the public library.





### Store contact information in the Profile Widget.

Keep your contact information up to date — whether business or personal. Share this information with others in the “business card” that displays when your contacts mouse over your name in the contact list — or in other places where names appear.



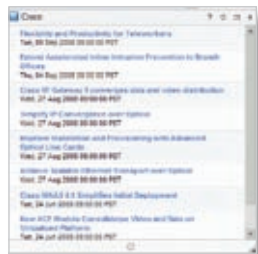
### See what's new or what's changed in the Recent Activity Widget.

View what's happening in spaces you own or belong to using the **Recent Activity** widget. Choose the types of space activities you'd like to be notified about. For example, receive alerts when new members join a space, or anyone adds a document.



### Distribute relevant content instantly with the RSS Reader Widget.

Distribute relevant headlines, blog entries, podcasts, updates, and web content to space members with integrated RSS (Real Simple Syndication) feeds.



### Space Management Widget

View and manage space membership in a centralized place. You can:

- Sort the list of spaces by owner or by space name.
- Search for a specific space.
- Move spaces between **Favorites** and **My Spaces**.
- Create a new space or delete an old space.
- Manage your spaces, edit details, and invite more members



### Play back WebEx meetings recorded within your space using the Space Meeting Recording Widget.

View meetings from a streaming playback URL automatically any time you hold a meeting and record it in a space. View meeting details and add a comment to start a discussion thread based on the recording.

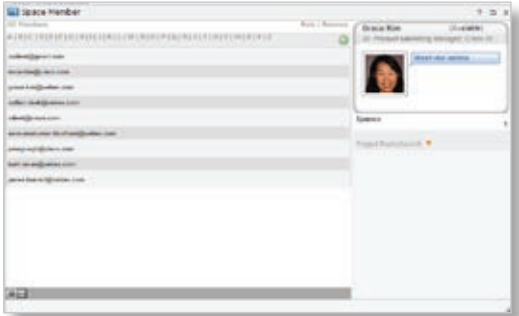




### See who's who using the Space Member Widget.

View a list of members from all the spaces you belong to.

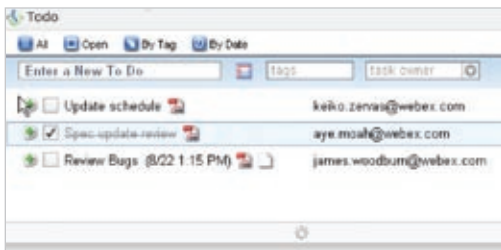
- See contact information for anyone on the list.
- Change a member's role or remove them from any space you own or administer.



### Create task lists quickly using the To Do Widget.

Create task lists easily for yourself and other members of your team, and:

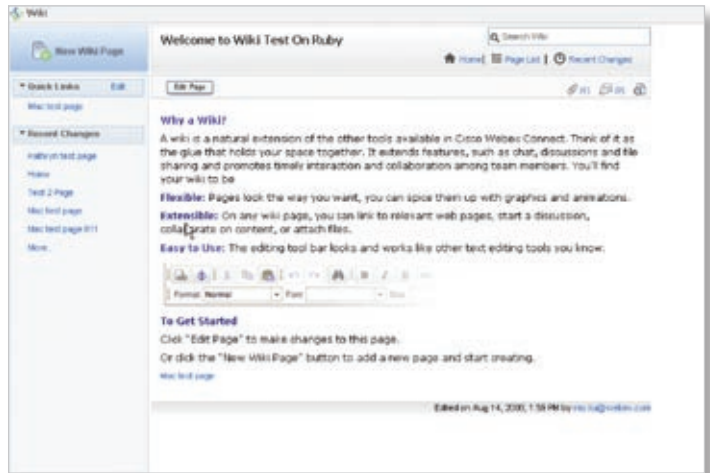
- Link to Discussions and Files.
- Create new tasks in other widgets and consolidate in a central place.
- View presence and launch IM.



### Create an interactive knowledge base using the Wiki Widget.

Wikis are a collection of web pages that enable team members to contribute or modify content using a very simple mark-up language. Use the Wiki Widget to:

- Create, view, and edit wiki pages.
- Share wiki pages in WebEx Connect spaces.
- Link documents stored in WebEx Connect to wiki pages.
- View and track changes to wiki pages.
- Insert images and hyperlinks into wiki pages.



Learn more about WebEx Connect and our full suite of web meeting applications. Request a consultation with a WebEx Solution Specialist at 1.877.GOWebEx (1.877.469.3239). Or visit us on the web at [www.webex.com](http://www.webex.com).