

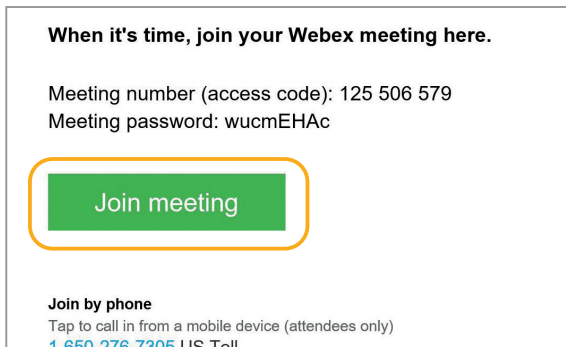
Webex Meetings quick start guide



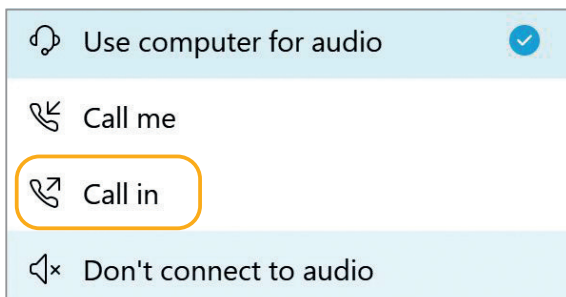
How to join a meeting on your desktop

01. Join a scheduled meeting from your calendar by clicking the **Join meeting** icon.

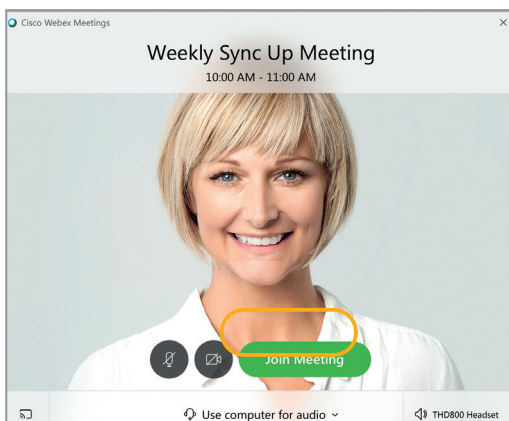
Your contact from the bank will send you an invitation.



02. Choose how you want to connect to audio.



03. Click on **Join Meeting**.



Join a meeting from your mobile phone or tablet

01. Download the Webex Meetings app from the Google Play Store or Apple App Store.
02. Open your email and click the **Join Meeting** link to open the Webex Meetings app.
03. Enter your name and your email address.

04. Tap the green phone icon to connect your audio. Select from one of the following options:



Call In

Dial one of the phone numbers shown on your screen. When prompted, use your phone keypad to enter the access code, and the Attendee ID shown on your screen.

Call Over Internet

Choose this option to connect to audio using your mobile phone or tablet.

05. Tap the video icon.

06. Tap **Start My Video**.



Chat tips

If you have any trouble connecting to the audio or video, use the chat window to ask for help.