

# Elevate the customer experience with Webex Calling

# Contents

03

---

Introduction

04

---

Voice queues

05

---

Webex App

06

---

Multi call window

07

---

Webex Calling for Teams

08

---

End-to-end noise removal

09

---

Supervisor desktop

10

---

Analytics

11

---

Attendant console

12

---

Customer experience solutions for any need

13

---

Learn more

# Introduction

## Calling is central to the customer experience.

Customers call your business when they have urgent concerns that require immediate attention. Your business' reputation, along with its ability to retain and add customers will be defined by its ability to support customers when they need you the most.

Webex Calling customers can make calling central to the customer experience with our simple, cost effective tools that enable employees to deliver delightful customer interactions. These capabilities are built into Webex Calling out of the box and are available through cost effective packages that fit the customer experience needs of businesses of any size.

In this ebook you will learn how you can elevate the customer experience with Webex Calling.



## Customer journey

# Voice queues

## Deliver seamless customer interactions

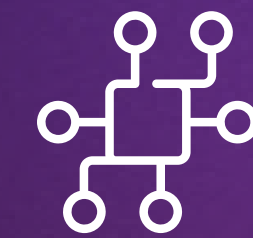
Voice queues provide call center features out of the box, and are included with Webex Calling for no additional fee. Voice queues are essential for any calling-focused customer experience strategy - it includes flexible tools to greet callers with custom messages, eliminate frustrating hold times, and route callers to skilled agents.

Note: Voice queues were formerly known as Group Call Management



### Caller greetings

Create custom welcome and comfort messages for each queue so callers are always greeted with a friendly and informative experience.



### Queue policies

Customize your queues with holiday and night services, forwarding rules, and announcements.



### Call routing

Select from priority or skills-based routing to direct calls to the right agents every time.



### Request call back

Provide callers with estimated wait times and allow them to request a call back to eliminate frustrating wait times.



### Overflow settings

Create rules to manage busy queues so customers are never left with a busy signal.

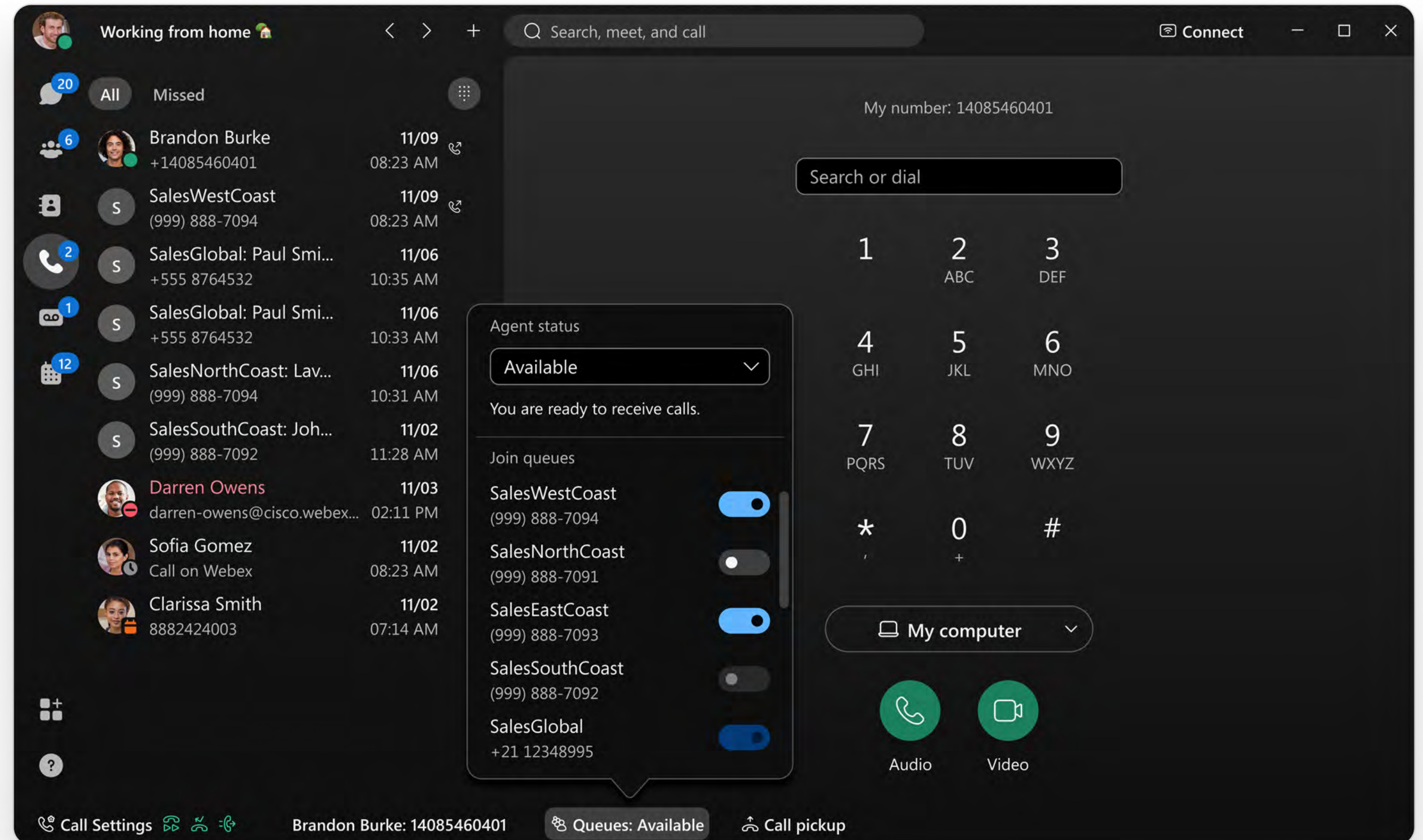
## Agent experience

# Webex App

### Elevate the customer experience without friction

Any Webex Calling user can be elevated to a customer experience agent with tools built into the familiar Webex App experience. Users can easily join or unjoin queues, select from multiple lines, and manage calls with mid-call controls.

With our Webex Calling CX Essentials license, customer experience agents can automatically receive screen pops that display customer information from connected CRM systems to make every call more efficient.



## Agent experience

# Multi call window

### Manage customer interactions at scale

The multi call window is a powerful companion to the Webex App that enables users to easily manage a high volume of calls across multiple lines and queues. The multi call window has a compact profile that fits seamlessly within your desktop workflow and can be docked to your desktop for immediate access.

The multi call window is ideal for customer experience agents that make and receive a high volume of calls. Agents can quickly select from multi lines or join and unjoin call queues, and manage calls with easily-accessible mid-call controls.

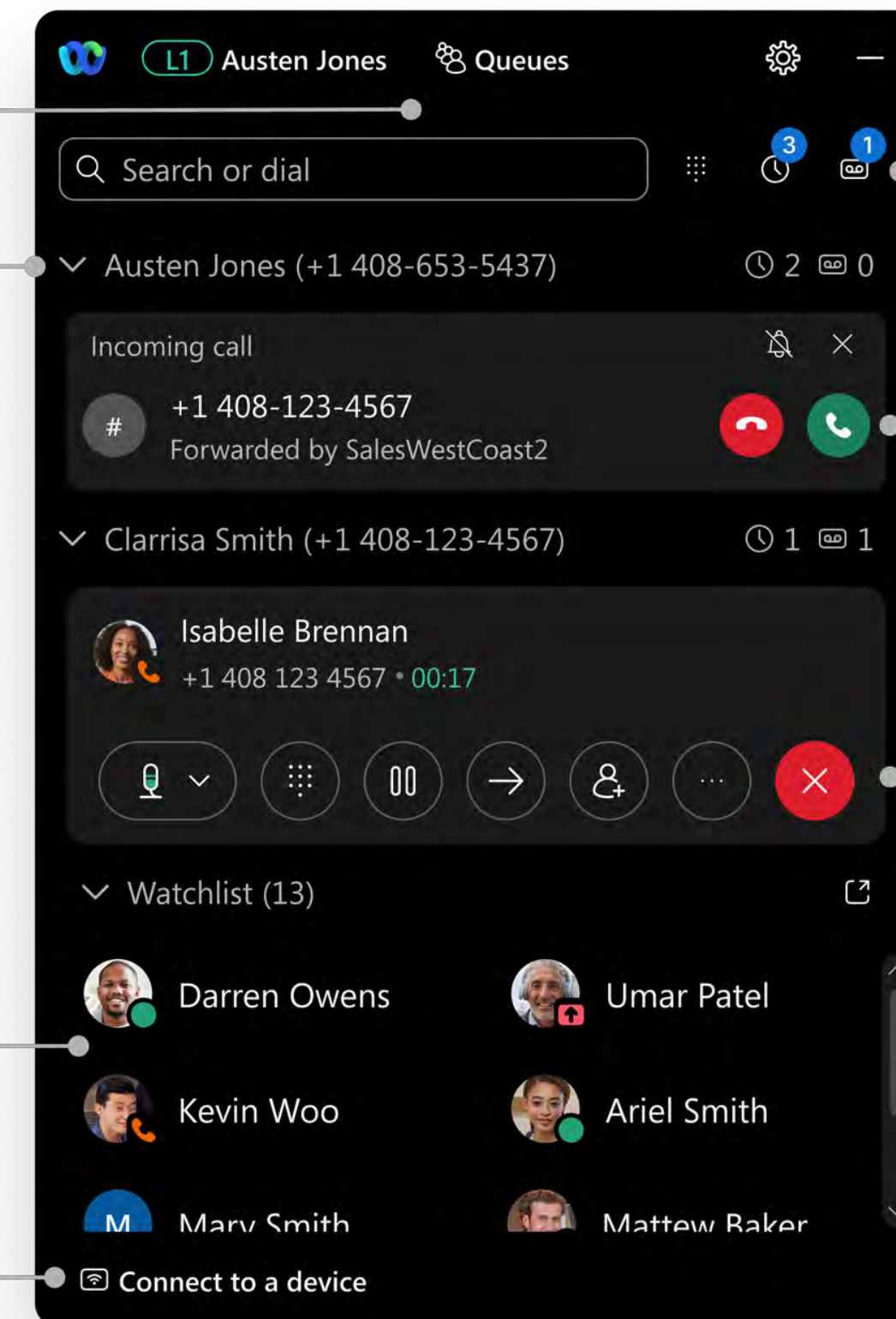
[Learn More](#)

Select lines or join / unjoin queues

Manage up to eight lines

See presence of key contacts

Connect to a Cisco device



Access call history and voicemail

Answer or decline calls

Access mid call controls

## Agent experience

# Webex Calling for Microsoft Teams

## Elevate Microsoft Teams users to customer experience agents

Webex Calling for Microsoft Teams delivers a complete, enterprise-grade calling experience through the Microsoft Teams interface.

Our new home page is accessible directly from the Teams sidebar. It provides immediate access to a dial pad, speed dial, directory search, call history, voicemail, and presence.

Teams users also have access to our multi call window. This powerful companion enables Teams users to act as customer experience agents, with the ability to join and unjoin queues and manage calls across multiple lines.

Our new home page provides immediate access to Webex Calling features from the Teams interface

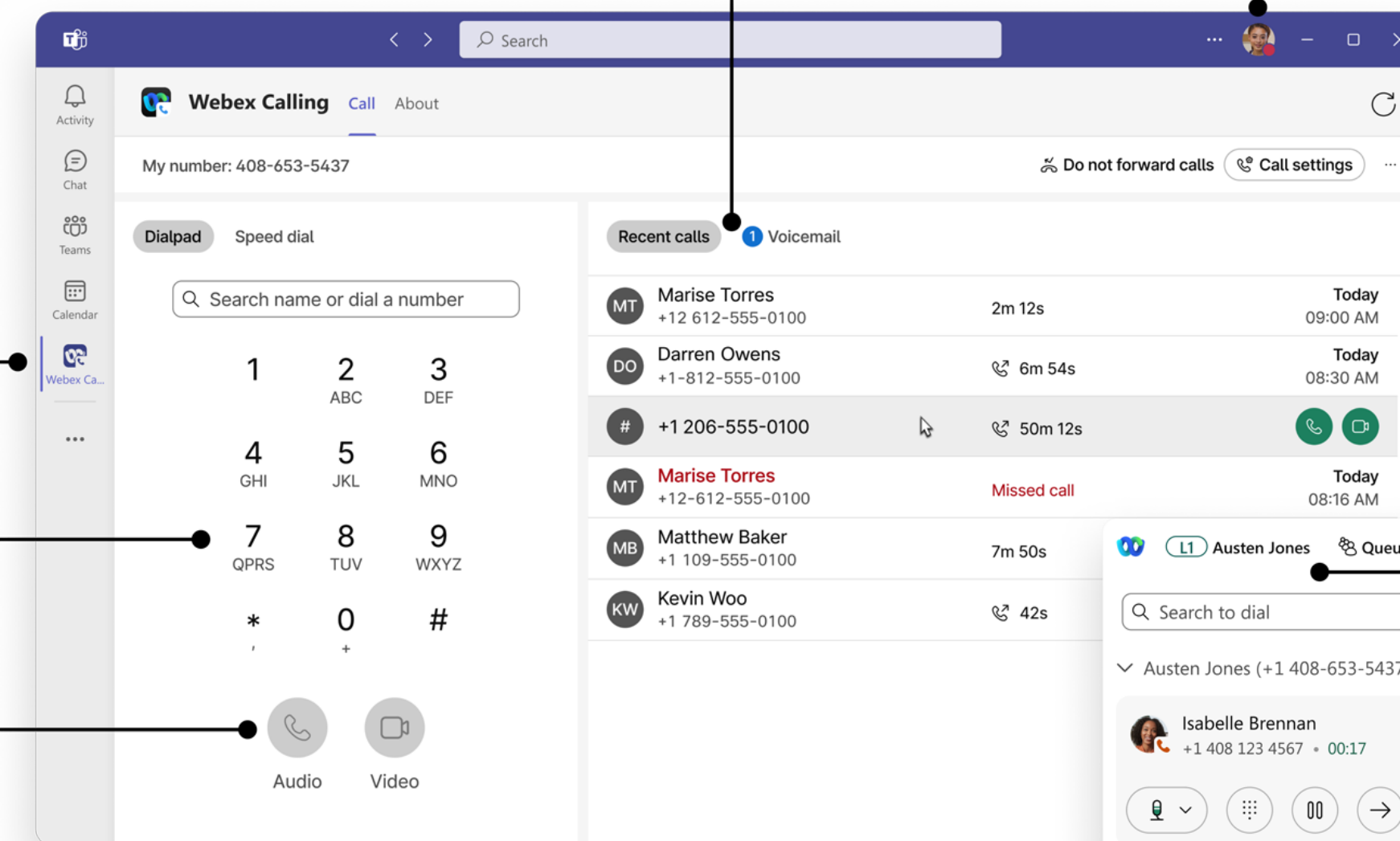
View call history and voicemail

Presence is synced between Teams and Webex

Access Webex Calling for Teams from the left sidebar

Place calls by DID, extension, directory search or speed dial

Make Webex Calls with voice or video



Select lines or join/unjoin call queues

Manage calls across multiple lines

Connect to a Cisco device

Multi call window enables users to easily manage calls across lines and queues through a compact window

[Learn More](#)

## Agent experience

# End-to-end noise removal

## Eliminate distractions from customer interactions

Background noise during calls is distracting and makes every customer interaction less productive. We've built powerful, artificial intelligence-powered noise removal tools into Webex Calling to eliminate background noise on both ends of the call.

### Noise removal and optimize for my voice

These features remove noise from the Webex Calling user's side of the call. Noise removal eliminates distracting background noise, so employees can work from anywhere. Optimize for my voice focuses on the voice closest to the microphone - an ideal feature for busy environments like a crowded call center or coffee shop.

### HD Voice

This industry-first feature includes our award-winning background noise removal, which eliminates background noise on the customer's side of the call.

HD Voice also includes our new wideband audio technology, which uses artificial intelligence to reconstruct the high quality wideband speech spectrum from the original narrowband PSTN audio signal. This adds richness to voice and makes speech easier to understand.

Webex Calling users can activate HD Voice on calls with any external users with a single click. It's an essential feature for customer experience agents.





## Supervisor experience

# Supervisor desktop

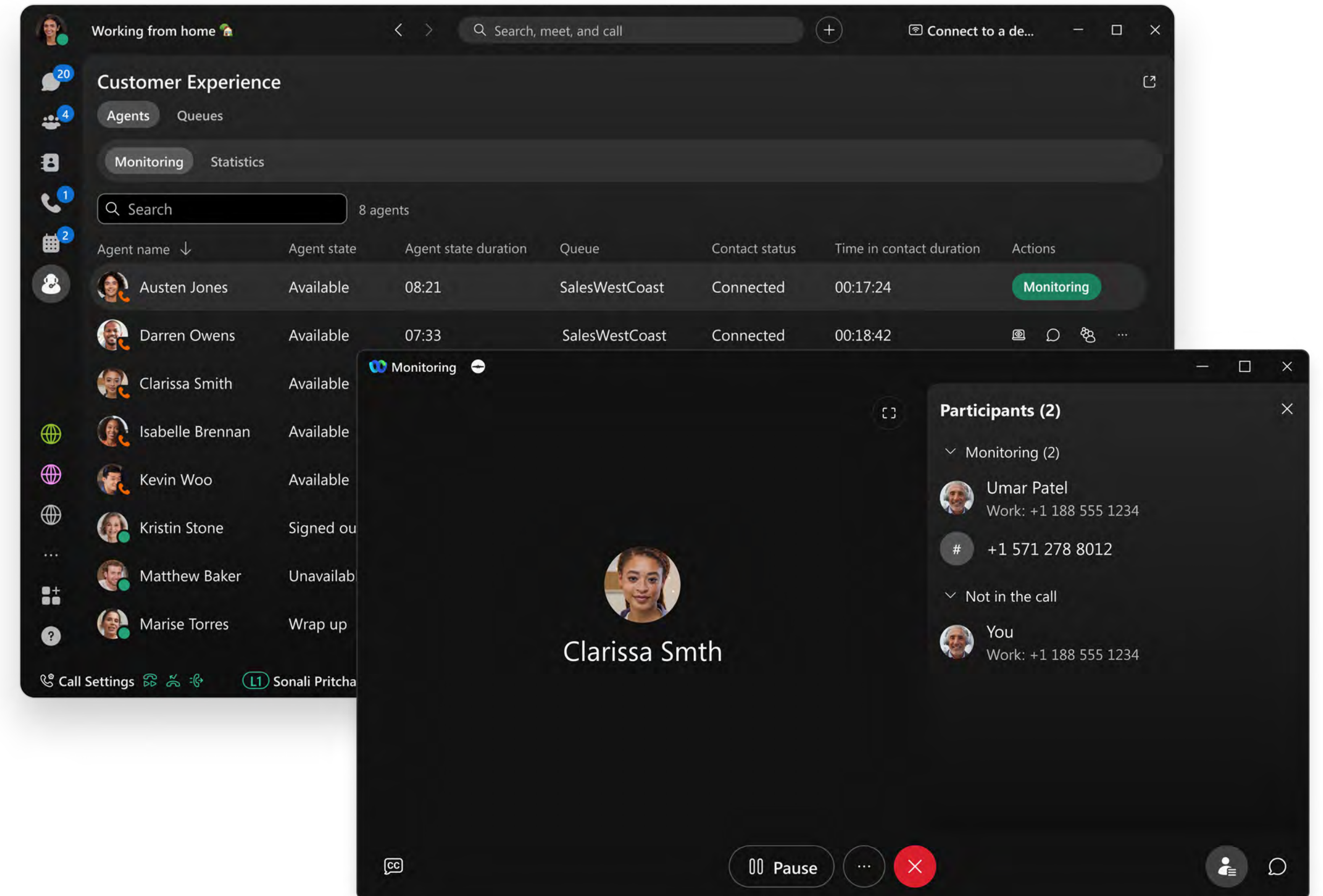
## Deliver quality customer service, training, and coaching

Our new supervisor desktop delivers powerful training, monitoring, and agent management tools through the familiar Webex App experience.

The supervisor desktop gives supervisors immediate insight into agent availability across queues. Supervisors can change the status of agents and assign or unassign agents to queues.

Our monitoring tools enable supervisors to barge, monitor, or whisper into agent conversations<sup>1</sup>. These features are essential for training, and help organizations to maintain the highest level of quality during customer interactions.

[Learn More](#)



<sup>1</sup> Barge and whisper will be released soon

## Supervisor experience

# Analytics

## Eliminate distractions from customer interactions

Our new supervisor experience includes analytics tools that provide essential insight into the performance of agents and queues.

### Live queue statistics

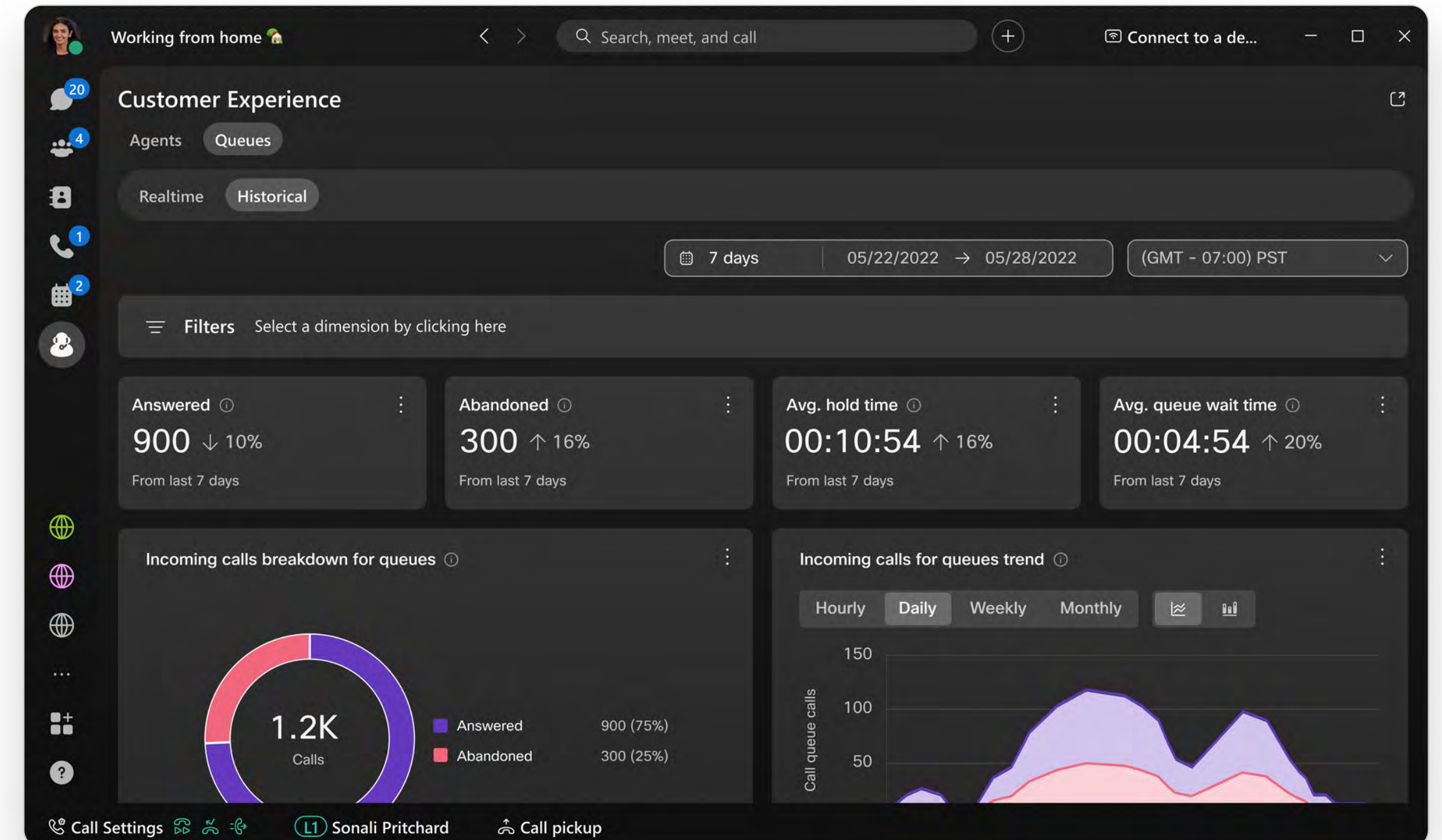
Our live statistics show queue performance in real time. It provides supervisors with immediate insight into queue metrics like answered calls, bounced calls, and average call handling time so customer service issues can be quickly resolved.

### Call queue analytics

These historical statistics give supervisors insight into call answered, abandoned, and transfer rates over time. These essential metrics help organizations to optimize staffing and improve the efficiency of call queues.

### Agent statistics

These metrics provide supervisors with insight into average agent call handling, talk, and hold times, as well as rankings of agents by performance. This data helps supervisors to identify opportunities for agent training and optimization.



## Attendant experience

# Attendant Console

### Connect callers to the right contacts

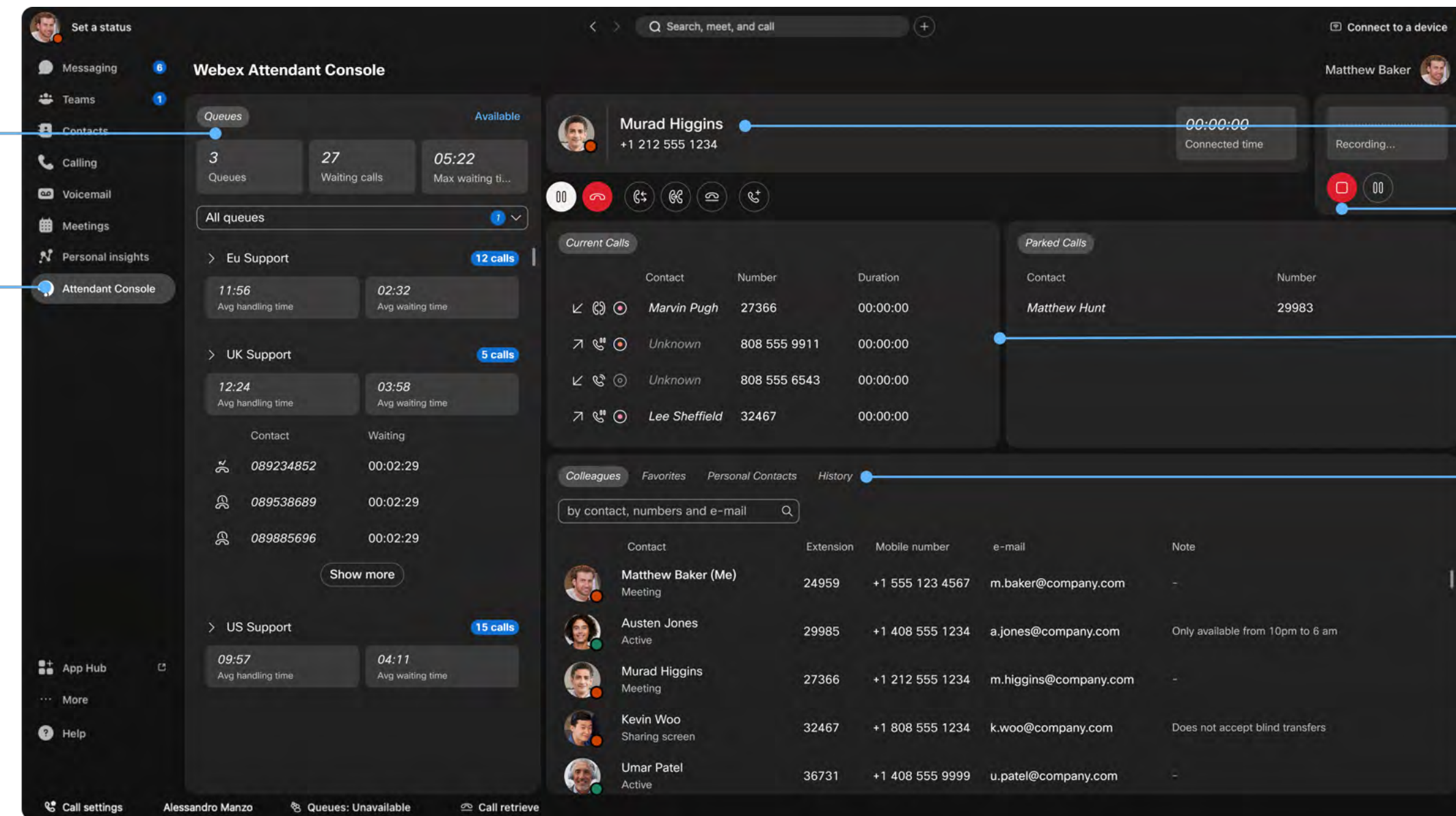
Our new attendant console provides operators, receptionists, and attendants with a powerful interface to manage inbound calls.

The attendant console provides visibility into calls waiting in queue and the presences of colleagues. Users have quick access to call controls, including forwarding, transfer, park, and conference.

The attendant console is delivered through the familiar Webex App experience and is easily enabled through Control Hub.

See activity in voice queues

Launch the Attendant Console from the Webex App



Easily manage calls with call controls

Start, stop, or pause call recording

Manage current calls and park calls

See the presence and availability of key contacts

[Learn More](#)

# Customer experience solutions for any need

## Elevate the customer experience today and evolve for the future with the Webex portfolio

### Webex Customer Experience Basic

Webex Calling customers can elevate the customer experience with Customer Experience Basic, a collection of tools included with the Webex Calling Professional License, including voice queues, agent experience, multi call window, and Microsoft Teams integration. Customer Experience Basic is suited for smaller call centers or groups.

### Webex Customer Experience Essentials

Businesses with more agents, a higher volume of calls, or more complex interactions can upgrade to the Customer Experience Essentials license, which adds screen pops, supervisor tools, and analytics. It is now available. [Learn more](#)

### Webex Customer Experience Standard and Premium

Businesses that require a complete, omni-channel contact center solution can leverage the full capabilities of Webex Customer Experience and Standard, which is sold as Webex Contact Center.

With Webex, organizations can meet their customer experience needs today and evolve for the future with flexible solutions delivered by a single vendor.

See a complete comparison of [Webex Customer Experience solutions](#)

FEATURE	DESCRIPTION
<b>Webex Calling Customer Experience Basic</b>	<ul style="list-style-type: none"> <li>• Voice queues</li> <li>• Agent experience</li> <li>• Multi call window</li> <li>• HD Voice</li> <li>• Microsoft Teams integration</li> </ul>
<b>Webex Calling Customer Experience Essentials</b>	<ul style="list-style-type: none"> <li>• Includes Webex Calling license</li> <li>• Voice at launch</li> <li>• Supervisor experience</li> <li>• Supervisor analytics</li> <li>• Agent screen pops</li> <li>• <a href="#">Watch a demo</a></li> </ul>
<b>Webex Customer Experience Standard and Premium</b>	<ul style="list-style-type: none"> <li>• Omni channel</li> <li>• Dedicated agent and supervisor experience</li> <li>• End-to-end customer journey orchestration</li> <li>• Campaign management</li> <li>• Workforce management and optimization</li> </ul>

# Learn More

Find out how your business can elevate the customer experience with Webex Calling

[Webex Calling](#)

[Contact Us](#)

© 2024 Cisco and/or its affiliates. All rights reserved. Cisco, the Cisco logo, Webex by Cisco, and Webex are trademarks or registered trademarks of Cisco and/or its affiliates in the U.S. and other countries. To view a list of Cisco trademarks, see the Trademarks page on the Cisco website. Third-party trademarks mentioned are the property of their respective owners. The use of the word "partner" does not imply a partnership relationship between Cisco and any other company. (2205R)

